

527 OLD RENWICK ROAD, RD2, BLENHEIM 7272  
MARLBOROUGH - NEW ZEALAND  
PHONE +64-3-578-0468, FAX +64-3-578-0806  
EMAIL: [info@kiwisseed.co.nz](mailto:info@kiwisseed.co.nz)  
WEBSITE: [www.kiwisseed.co.nz](http://www.kiwisseed.co.nz)

## NEWSLETTER


June 2020

### OUR SEED GARLIC HAS ARRIVED!



#### Tips for Planting Garlic

- Incorporate blood and bone before planting
- Choose the biggest and best cloves
- Soak for 20 minutes before planting
- Plant in well-drained soil
- Plant 2-4 cm deep, 10 cm apart
- Keep well-watered
- Harvest when the tops start to turn yellow



It's cold outside but wheat bags are easy to make yourself and will keep you warm. Self-made wheat bags are a great "get well soon" gift.

You need:

100% cotton material (don't use synthetics, as they can be dangerous)  
3 and 1/2 cup of Premium Milling Wheat (available at Kiwi Seed)  
Sewing machine, ground cloves (optional)

Cut out two pieces of material the same size.  
18cm x 28cm is a good size but you can make them bigger or smaller.


1. Place them right side together and sew around leaving a 3 to 4cm gap.
2. Feed material through the gap so the right side of the fabric is now on the outside.
3. Using the funnel, fill with grain and cloves if you are using them.
4. Sew across the gap as neatly as possible, as this seam will show.



When heating this bag for the first time you will need to keep checking the temperature as microwaves vary in heating time. Don't make it too hot especially if it is for a little person. Start with 2 minutes to warm. Every second or third time warm the wheat bag with a cup of cold water to prevent it from drying out too much.

### SPELT FLOUR IS AVAILABLE IN OUR SHOP

For breads, scones, pizza bases, muffins  
5kg and 20 kg bags



# Garden Centre

*June is the time for building soil structure and general clean-up.*

Condition your soil by incorporating compost, garden fertiliser, or sheep manure pellets.



**DALTON'S NUTRIENT-ENRICHED COMPOST**  
40L

Loosen heavy clay soil by adding a layer of gypsum .




**KINPACK POWDERED SHEEPMANURE**  
10kg & 20kg

Prune fruit trees and trees that have finished flowering and seal the cuts with pruning paint. Clean fruit trees with copper oxychloride and Conquerer Oil.



**GYPSUM SOIL LIFE FINE-GROUND GYPSUM**  
5kg and 25kg

Plant broad beans, peas broccoli, cabbage, carrots, cauliflower, onions, shallots, garlic, radish, and spinach. Plant lupins and mustard in vacant areas to be worked into the soil later. *Yates seed packets available in store, along with a wide range of fertilisers...lawn, citrus, orchard, landscape, seaweed, meat and bone, potato, and more!*



## SEED POTATOES Now in Stock!

### STOCKFOOD ALSO AVAILABLE

#### Goats, Cattle, Sheep

Multifeed Nuts, Chaffhage, Copra, Steam Flake Maize, Steam Flake Barley

**Horses** Chaffhage, Copra, Barley, Maize plus various meals available



We would like to do our bit for the environment by sending out our accounts and newsletters via email.

Please subscribe by emailing us at [info@kiwiseed.co.nz](mailto:info@kiwiseed.co.nz).

You can also use the same address to unsubscribe from the newsletter if you wish.